



Advance the ride


Designed with automotive styling, the Tempo is backed by proven engineering and a reputation for reliability. Plus, available connected technology supports course management and golfer entertainment.



Standard Colors (Molded-in)



Premium Colors (Molded-in)



Premium Painted Metallic Colors



JUST ADD FRIENDS

The Tempo 4Fun has four front-facing seats for groups, and comes fully loaded with automotive styling and features that feel like upgrades. Available with a gas or electric engine.



New

Touchscreen and speakers included on electric Tempos with Shark Experience

Premium comfort seats

New

Bag cover with magnetic latch

New

Distinctive, modern automotive styling

Dual sand bottles

Cooler

New

Sleek alloy wheels

Rust-proof aluminum frame

EFI OVERHEAD CAM ENGINE

PERFORMANCE: Increased reliability, quieter valve train, reduced vibration, increased horsepower and improved fuel economy.

VALUE: The best warranty in golf means zero stress and excellent resale value.

COST OF OWNERSHIP: Lower operational, maintenance and fuel costs accrue year after year, repaying your investment in long-term returns. Tempo EFI has the lowest cost of ownership among typical four to five year fleet golf operations.

FUEL ECONOMY: Club Car's Tempo with EFI enjoys a 35% power boost over our previous gas engine while using 35% less fuel.



EFFICIENT: With energy costs high and getting higher, reducing consumption is the surest way to control costs.

RELIABLE: E.R.I.C. is constructed to handle whatever your staff and nature can dish out.

INTELLIGENT: Charger status lights, on-car dash light and audible alerts communicate the car is charging, the state of the charge cycle, battery state of charge and charger faults.

CONNECTED*: Enjoy two-way communication via USB port, upload system updates and allow authorized Club Car technicians to download charger data.



OPTIONS & ACCESSORIES

More accessories available, ask your Club Car sales representative for details.



Alloy Wheels



Tinted Windshield



Comfort Grip Steering Wheel




Bag Cover with Magnetic Latch



Divot Repair Sand Bottle



Caddy Master Cooler



Sand Trap Rake Kit



Ball and Club Cleaner



USB Port



Lighting Package

Standard seat colors



White



Beige



Gray



Black

Premium seat colors*



Off-White



Light Beige






Camello



Black

*Two-tone seats also available.

	TEMPO		TEMPO 4FUN
	 GASOLINE	 ELECTRIC	 ELECTRIC
ENGINE	OHC, 404 cc, single cylinder, air-cooled, splash-lubricated, 19.91 ft-lb (27.0 N-m) rated torque @ 2,400 rpm	N/A	N/A
TURNING CIRCLE	17' 4" (5.28m)	17' 4" (5.28m)	24' 9" (7.54m)
HORSEPOWER	14.0 hp (10.3 kW) rated @ 3,600 rpm	3.3 hp	3.7 hp
GOVERNOR GUARD	Yes	N/A	N/A
BATTERIES	12-volt	(6) 8-volt, single point watering system	(6) 8-volt, single point watering system
CHARGER	N/A	48 VDC 13.5 amp DC high frequency solid state charger	48 VDC 13.5 amp DC high frequency solid state charger
STEERING	Self-compensating double reduction helical rack & pinion	Self-compensating double reduction helical rack & pinion	Self-compensating double reduction helical rack & pinion
FRONT SUSPENSION	Independent leaf spring w/dual hydraulic shocks	Independent leaf spring w/dual hydraulic shocks	Independent leaf spring w/dual hydraulic shocks
BRAKES	Self-adjusting, rear wheel mechanical drum	Self-adjusting, rear wheel mechanical drum	Self-adjusting, rear wheel mechanical drum
PARK BRAKE	Foot operated, multi-lock	Foot operated, multi-lock	Foot operated, multi-lock
BODY AND FINISH	Molded-in color	Molded-in color	Molded-in color
TIRES	18 x 8.50-8	18 x 8.50-8	18 x 8.50-8
L x W x H	91.5 x 47.25 x 68.5 in (232 x 120 x 174 cm)	91.5 x 47.25 x 68.5 in (232 x 120 x 174 cm)	144 x 47.25 x 69 in (366 x 120 x 174 cm)
WHEELBASE	65.5 in (166.4 cm)	65.5 in (166.4 cm)	101 in (257 cm)
GROUND CLEARANCE	4.5 in (11.4 cm)	4.5 in (11.4 cm)	4.5 in (11 cm)
FUEL TANK CAPACITY	6.0 gal (22.7 L)	N/A	N/A
TREAD-FRONT & REAR	34.5 / 38.5 in (87.6 / 97.8 cm)	34.5 / 38.5 in (87.6 / 97.8 cm)	34.5 / 38.5 in (87.6 / 97.8 cm)
CURB WEIGHT	642 lb (291 kg)	903 lb (410 kg)	1,232 lb (559 kg)
FLOOR HEIGHT	12 in (30.5 cm)	12 in (30.5 cm)	12 in (30.5 cm)
FRAME TYPE	Ladder-style aluminum box beam	Ladder-style aluminum box beam	Ladder-style aluminum box beam
KICKPLATE	Yes	Yes	Yes
SPEED RANGE	12-15 mph (19.3-24.1 kph)	7 speed settings: 5-15 mph (8-24.14 kph) 2 acceleration settings: Aggressive or traditional 3 pedal-up braking settings: None, mild and aggressive Speed fine adjustment in 0.1 mph (0.16 kph) increments	3 speed settings: 5-12.4 mph (8-20 kph) 2 acceleration settings: Aggressive or traditional 2 pedal-up braking settings: Mild and aggressive Speed fine adjustment in 0.1 mph (0.16 kph) increments
LIMITED WARRANTY*	5-year: Gas engine and transaxle 4-year: Canopy, electronics, pedal group, standard seats, suspension 3-year: Body panels, electric powertrain, premium seats 2-year: All remaining components Limited lifetime: Frame	4-year: Batteries (25,000 amp hours/4 years with authorized deionizer and filter system; otherwise, 20,000 amp hours/4 years), canopy, electronics, pedal group, standard seats, suspension 3-year: Body panels, electric powertrain, premium seats 2-year: All remaining components Limited lifetime: Frame	4-year: Batteries (25,000 amp hours/4 years with authorized deionizer and filter system; otherwise, 20,000 amp hours/4 years), canopy, electronics, pedal group, standard seats, suspension 3-year: Body panels, electric powertrain, premium seats 2-year: All remaining components Limited lifetime: Frame

*There are no warranties, express or implied, contained herein. See Limited Warranty found in the owner's manual or write to Club Car, LLC. Vehicle specifications are accurate for each model at the time of publication. The company reserves the right to make design changes without obligation to make these changes on units previously sold. These vehicles are designed and manufactured for off-road use only. They do not conform to Federal Motor Vehicle Safety Standards for automobiles or to FMVSS 500 for low-speed vehicles and are not equipped for operation on public streets, roads or highways.