


# Club Car®

PEOPLE TRANSPORT VEHICLES



**IR** Ingersoll Rand





**INDUSTRY  
BEST**

**2**

**YEAR**

**WARRANTY**

**YOU HAVE A LONG LIST OF TASKS TO DO EVERY DAY, AND YOU NEED A RELIABLE WORK PARTNER.**

You'll find one in Club Car's line of transportation and utility vehicles. Our cars help you move those ever-growing lists of tasks from the to-do list to the job-well-done list. Although you may have 1000 jobs, you need only one Club Car to help you complete them all.

**A WARRANTY AS RELIABLE AS OUR VEHICLES.**

Club Car's worldwide dealer network provides quality service and prompt support for your vehicles. Our vehicles are backed by the industry's best 2-year limited warranty. Our batteries are backed by a 4-year warranty. Our warranties represent our promise that you'll enjoy worry-free performance when you choose Club Car.

▼ **JOB 98: FOR THE SHREWD SURVEYOR.**

*Work crews appreciate the rugged durability of our Transporter 4 and the ability to bring their gear with them on the job. You will appreciate the long-lasting strength of our rustproof aluminum chassis and metal bodies.*



# WE INVENTED THE **UTILITY** WORLD'S **FIRST VEHICLE.**

It's true. In 1970, as a strong player in the golf car market, we seized an opportunity for making a utility vehicle that could do what a small work van would do, but at a fraction of the cost. We took it a step further by developing a new model, the Carryall 2, from the ground up and making it rustproof and corrosion-resistant with an all-aluminum chassis, body and bed. It was so successful, we expanded our offerings to include both industrial grade transport and refined multi-passenger cars. With over 6 models to choose from, you will find our vehicles in all major markets around the globe.



# WORLD'S LARGEST SMALL-WHEEL VEHICLE MANUFACTURER.

Club Car makes the finest small wheel vehicles in the world. Safety, quality, innovation, and great value have been the driving force behind our business since 1958. Thanks to customers who have experienced the world's finest, Club Car has grown into the largest golf and commercial small-wheel vehicle manufacturer in the world. With more than 80 Club Car models — distributed by over 500 dealers worldwide — we celebrated our 2,000,000<sup>th</sup> vehicle in 2010.



## ◀ JOB 754: APARTMENT FINDER.


*The most economical people-mover we sell. And at 30.6 km/h, it's the easiest way to zip around your complex with prospective customers.*

## ▼ JOB 203: DEALERSHIP RUNABOUT.

*Whether you're running out to the lot to verify inventory or taking a happy couple to their dream car, the Villager 4 is fast and classy.*

## VILLAGER 4 KEY FEATURES:

- Tight 3.7 m turning radius
- Standard Monsoon XL™ canopy with water management system
- 30.6 km/h top speed with Xcelerator™ upgrade





# LARGEST PRODUCT LINE-UP: WE'RE COMMITTED TO OUR CUSTOMERS.

14 platforms. 27 commercial models. Gasoline. Electric. Diesel. 4x2s. 4x4s. Light duty, medium duty, or heavy duty. 2-, 4-, 6- or 8-passenger models. Up to 681 kg payload capacities. To sum it up, we have something for everyone, which is one of the reasons we've grown to be the largest small wheel vehicle manufacturer in the world.

## ▲ JOB 317: EMPLOYEE SHUTTLE.

*It just makes perfect sense to have a few Villager 4 vehicles around. With seating for 4 passengers and economical to operate, the Villager 4 is ideal for transporting your employees efficiently.*





#### ▲ JOB 171: CAMPUS TOURS.

*The electric Villager 6, with its quiet, smooth ride and zero emissions, is the perfect vehicle to take alumni and proud parents on a tour of your campus.*

#### ▲ JOB 401: EVENTFUL DAYS.

*The Villager 6 is perfect for moving family-size groups. Use them for transporting your guests across your resort property or rent them by the day for additional revenue.*

## VILLAGER 6 KEY FEATURES:

- Flexible passenger and cargo configurations
- Lightweight
- Advanced onboard diagnostics (IQ Plus)



# CUSTOM SOLUTIONS: IF YOU CAN IMAGINE IT, WE CAN BUILD IT.

Custom Solutions is another Club Car innovation. We've been building dreams longer than anyone and have a seasoned team of engineers and craftsmen that will design and build whatever you dream up. We've done it all, from creating a hydraulic scissor-lift bed to designing and building custom van boxes and ambulances. Our solutions are original equipment certified, so you have the peace of mind that your vehicle is warranted and manufactured with the quality, safety, and efficiency you expect from Club Car.



## ▲ JOB 291: MINIMIZE MALL MADNESS.

*The Villager 8, an exclusive Club Car solution, is a real people-pleasure. With plenty of power to shuttle groups of 8 at a time, you'll be able to move large crowds quickly.*

## ◀ JOB 210: RESORT GUEST SERVICES.

*A Custom Solutions fold-down seat and extended canopy added to the Villager 6 is a classy move. Haul 4 people and luggage in style and comfort, protecting your guests from the sun and rain. Or, move 6 if there are no carryons.*



## ▲ JOB 369: DURING HAPPY HOURS.

*For those that are serious about hosting or catering events, consider owning a Villager 8 for all your events or call your local dealer to rent a few. Your guests will thank you.*

## VILLAGER 8 KEY FEATURES:

- Powerful standard electric powertrain
- The refined Limo of the transport industry
- Transport passengers in narrow areas not accessible by conventional vehicles





# BEST-IN-CLASS RELIABILITY: THE WORLD'S NO.1 UTILITY VEHICLE BRAND.

Count on many years of worry-free performance when you choose Club Car. We're so confident in the quality of our products, our vehicles are backed by the industry's best 2-year limited warranty and supported by the industry's largest worldwide dealer network.

But don't take our word for it. Check out the numbers. Zero emissions . . . Number one in worldwide sales . . . More than eighty models to choose from . . . Millions of happy customers. All this in one name you can trust . . . Club Car.

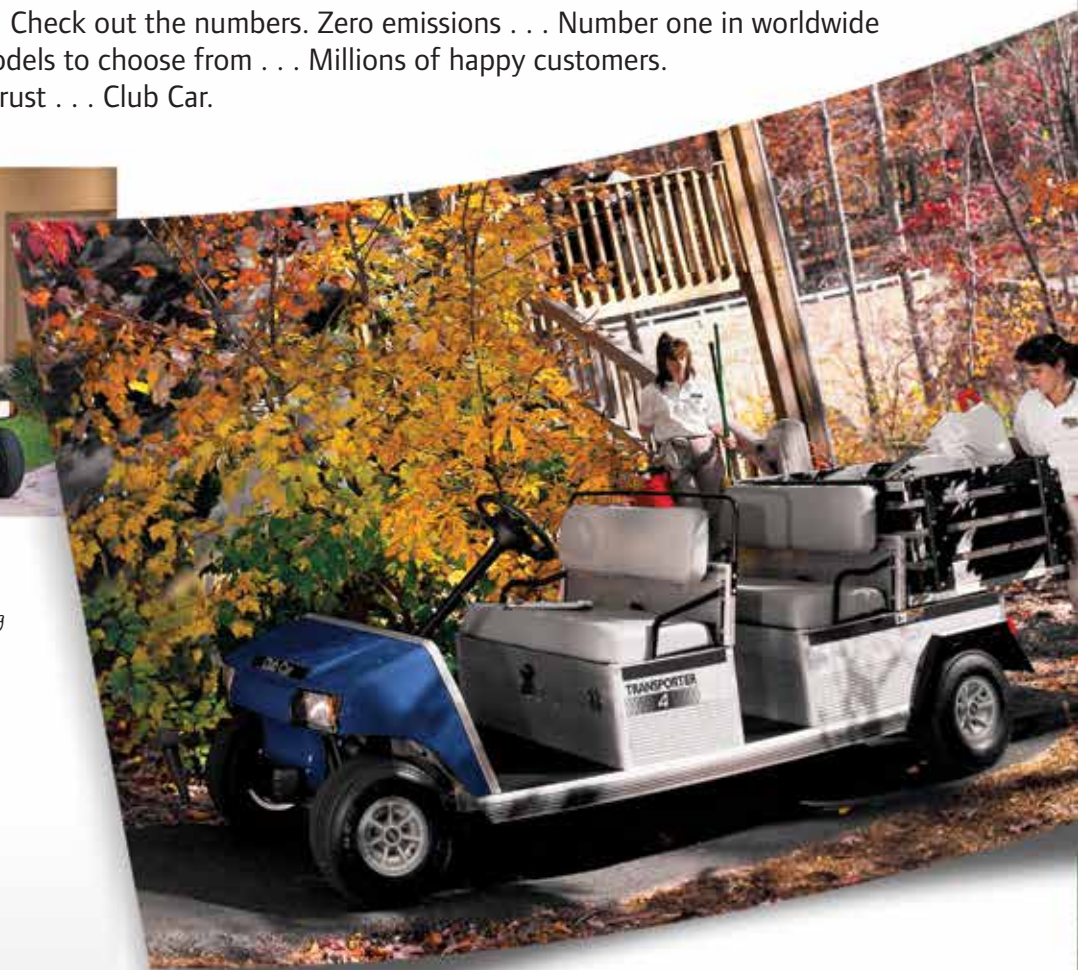


## ▲ JOB 833: LAUNDRY SERVICE.

*The Transporter 4 with a cargo box is well suited for housekeeping and janitorial work. A strong, rib-reinforced, all-aluminum frame and body protects your vehicle from staff abuse too.*

## TRANSPORTER 4 KEY FEATURES:

- Lightweight
- Powerful gasoline and electric powertrains
- Wide range of factory configurations
- Gasoline model features convenient side fuel fill



## ▲ JOB 525: A RESORT AMENITY.

*The Transporter 4 with optional stake-side kit is ideal for your house keeping needs. Transport your work staff and carry laundry, trash or other bulky items.*

## JOB 774: CHARTER CLUB MEMBERS HOSPITALITY. ►

*Consider the Transporter 6 with optional fold-down seat and rustproof aluminum chassis for your guests in every salt-water environment. Carry 6 passengers or 4 with lots of storage for gear.*





### ▲ JOB 688: INDUSTRIAL PROWESS.

*The Transporter 6, with plenty of power, room for six, tight turning radius and a hard aluminum body, allows your staff to safely and easily finesse large groups around congested environments.*




## TRANSPORTER 6 KEY FEATURES:

- Wide range of factory options
- Durable metal body
- Powerful gasoline and electric powertrains
- Gasoline model features convenient side fuel fill



# INDUSTRY-LEADING INNOVATIONS: BEGINNING IN 1970.

For nearly one-half a century, Club Car has led the way in the utility vehicle industry. It all began when we invented the industry's first utility vehicle in 1970. From there, the fire sparked a host of other industry innovations. Now, we are the largest manufacturer of small 4-wheel vehicles in the industry with the widest available product range.



**Sustainability.** Club Car is committed to the reduction of waste and environmental emissions. *Going Green* starts in our factory, from our aggressive recycling programs to returnable packaging for incoming components. Our green solutions help you reduce your carbon footprint significantly and may help your company save thousands each year in fuel costs.

- Our powerful, electric powertrains produce zero-emissions.
- Our gasoline vehicle powertrains are EPA-certified and significantly more fuel efficient than pickup trucks and vans they replace.
- Our aluminum frames, steel components, batteries and vehicle bodies are recyclable.

**Reliability.** Count on our legendary reliability and durability to meet your operation's day-to-day needs.

- Our industrial-grade engines feature heavy-duty components for life spans measured in years, and for many scenarios, in decades.
- We provide clutches that are finely balanced in-house along with synchro-mesh transmissions to reduce vibration and wear and tear.
- Our heavy-duty electronic controllers and motors deliver amazing low end torque and peaking at 15.7 kW year after year.
- Our automotive and marine-grade materials make cleaning easy and help retain your investments value.
- Just like an automobile, our vehicles are designed to draw in cool, clean air from the front chassis, which passes through high capacity filtration systems for reduced filter maintenance.

**Comfort & Convenience.** From fueling or charging the car to periodic vehicle maintenance, we design simplicity and intelligent functionality into our vehicles.


- For Transporter gasoline models, outside-fill fuel caps and easy engine access make operation and service simple.
- For our electric vehicles, speed caps or an optional single-point watering system make battery service easy.
- Remote oil filters on our 4x4 products makes changing them a breeze.
- Large dashboards and expanded storage provide quick access and ample room for all your tools or personal items.





**Strength.** We're the only major manufacturer in the industry that builds vehicles on aircraft-alloy aluminum frames. Our exclusive, rustproof frames have been tested to be up to 3 times stronger than competitors' steel frames and our long wheelbase transport vehicles have a total vehicle capacity of 681 kg.

- *Our I-beam frames create incredible strength with low weight.*
- *Our rigid, aluminum and steel cargo boxes are designed to handle years of hard work and abuse.*
- *Our Transporter models have metal rear bodies which resist impacts.*
- *AarmorFlex bodies are strong yet flexible enough to survive life's mishaps.*



**Safety.** The safety of your employees and customers is your concern and ours. We engineer our vehicles with features that meet or exceed industry standards.

- *Zero-speed detect on our electric vehicles controls the vehicle speed should the vehicle inadvertently roll away.*
- *Control vehicle speed as low as 8 km/h via programming and speed-key option.*
- *We offer high impact acrylic or tempered safety glass windshields*
- *Side hip restraints are standard on all models.*

**Innovation.** Club Car's long history of innovations are deeply rooted in an effort to solve our customers' needs. From the onset, we offered the first 4-cycle engines, self-adjusting rack and pinion steering, independent front suspension and synchromesh transmissions. Customer feedback continues to drive our passion for innovation.

- *Monsoon XL canopy the first canopy from a vehicle manufacturer to offer integrated drainage, internal ventilation and audio system provisions.*
- *Our electric vehicles feature advanced diagnostics with customized performance, speed, and regenerative braking.*
- *Our speed-key option, available on IQ Plus electric vehicles, control the performance and speed of the vehicle based on the user.*



# SPECIFICATIONS



(-) Not Available

	TRANSPORTER 4 (2WD)		TRANSPORTER 6 (2WD)	
	<ul style="list-style-type: none"> <li>• Rustproof, aircraft-grade aluminum chassis</li> <li>• Industry's best 2-year limited warranty</li> <li>• Heavy-duty vehicle carries up to 4 passengers and cargo</li> <li>• Independent front suspension with self-adjusting rack and pinion steering</li> <li>• Taillights, brake lights, halogen headlights and horn</li> <li>• Armorflex® front body for fade-resistant color</li> <li>• Gasoline model features convenient external fuel fill</li> <li>• Optional SmartKey™ for dual maximum speeds (IQ Plus)</li> <li>• Your choice of stake-side or cargo box option</li> </ul>		<ul style="list-style-type: none"> <li>• Rustproof, aircraft-grade aluminum chassis</li> <li>• Industry's best 2-year limited warranty</li> <li>• Heavy-duty vehicle carries up to 6 passengers</li> <li>• Independent front suspension with self-adjusting rack and pinion steering</li> <li>• Taillights, brake lights, halogen headlights and horn</li> <li>• Armorflex® front body for fade-resistant color</li> <li>• Gasoline model features convenient external fuel fill</li> <li>• Optional SmartKey™ for dual maximum speeds (IQ Plus)</li> <li>• Your choice of fixed or fold-down seat option</li> </ul>	
SPECIFICATIONS	ELECTRIC	GASOLINE	ELECTRIC	GASOLINE
Engine (**)	-	Kawasaki 4-cycle, OHV, 351 cc, single-cylinder, air-cooled, pressure-lubricated, spin-on oil filter	-	Kawasaki 4-cycle, OHV, 351 cc, single-cylinder, air-cooled, pressure-lubricated, spin-on oil filter
Drive Motor	48-volt IQ Plus® sepeX	-	48-volt IQ Plus® sepeX	-
Horsepower	2.8 kW @ 3,400 RPM 15.7 kW @ 2,000 RPM (peak)	7.8 kW rated @ 3600 RPM per SAE J1349	2.8 kW @ 3,400 RPM 15.7 kW @ 2,000 RPM (peak)	7.8 kW rated @ 3600 RPM per SAE J1349
Governor	-	Automatic ground speed sensing	-	Automatic ground speed sensing
Governed RPM	-	3050 +/- 30	-	3050 +/- 30
Drive Unit	12.3:1 direct-drive axle, double-reduction helical gear	Unitized transaxle, helical gears: 11.8:1 forward, 17.1:1 reverse	12.3:1 direct-drive axle, double-reduction helical gear	Unitized transaxle, helical gears: 11.8:1 forward, 17.1:1 reverse
Electrical System	Eight 6-volt Standard: 115 min @ 75 amps Heavy Duty: 145 min @ 75 amps	12-volt, 500 cca, 105 min reserve	Eight 6-volt Standard: 115 min @ 75 amps Heavy Duty: 145 min @ 75 amps	12-volt, 500 cca, 105 min reserve
Ignition	-	Electronic with electronic limiter	-	Electronic with electronic limiter
Charger	Onboard, automatic, computer-controlled 48-volt DC, 17 amp, UL and CUL listed	-	Onboard, automatic, computer-controlled 48-volt DC, 17 amp, UL and CUL listed	-
Controller	500 amp solid state	-	500 amp solid state	-
Steering	Self-adjusting rack and pinion		Self-adjusting rack and pinion	
Front Suspension	Independent leaf spring with dual hydraulic shocks		Independent leaf spring with dual hydraulic shocks	
Rear Suspension	Independent leaf spring with dual hydraulic shocks		Independent leaf spring with dual hydraulic shocks	
Brakes	4-wheel mechanical drum		4-wheel mechanical drum	
Park Brake	Foot-operated, multi-lock		Foot-operated, multi-lock	
Stabilizer Bar	No	Yes	No	Yes
Frame Chassis	Aluminum I-beam		Aluminum I-beam	
Front / Rear Body	ArmorFlex® / All aluminum		ArmorFlex® / All aluminum	
Body color	Automotive finish		Automotive finish	
Light Package	Standard		Standard	
Front Tires	18 x 6.50-8, 6-ply rated, premium tread		18 x 6.50-8, 6-ply rated, premium tread	
Rear Tires	18 x 6.50-8, 6-ply rated, premium tread		18 x 6.50-8, 6-ply rated, premium tread	
Instrumentation	Battery capacity indicator, Battery warning light	Electronic fuel gauge/hour meter, low-oil warning light	Battery capacity indicator, Battery warning light	Electronic fuel gauge/hour meter, low-oil warning light
Cargo Bed Size	864 x 1113 x 445 mm		-	
Flat Bed Size	908 x 1124 mm		-	
Bed Height	686 mm		-	
Bed Capacity	136.1 kg		-	
Total Vehicle Capacity	681 kg		681 kg	
Seating Capacity	4		6	
Overall Length	3391 mm		3391 mm	
Overall Width	1252 mm		1252 mm	
Overall Height	1219 mm		1219 mm	
Wheelbase	2502 mm		2502 mm	
Ground Clearance	114 mm		114 mm	
Fuel Tank Capacity	-	26 L	-	26 L
Tread	876 mm/978 mm		876 mm/978 mm	
Dry Weight (Less Batteries)	317.8 kg	374.6 kg	325.5 kg	382.3 kg
Outside Radius Circle	7.5 m dia		7.5 m dia	
Turning Radius	3.7 m		3.7 m	
Intersecting Aisle Radius	2.3 m		2.3 m	
Speed Range	8-27.3 km/h	22.5-25.7 km/h	8-27.3 km/h	22.5-25.7 km/h
Vehicle Warranty	2-year, limited; 4-year batteries; 4-year limited battery warranty		2-year, limited; 4-year batteries; 4-year limited battery warranty	

\*\* Engine horsepower and torque specifications are provided by the engine manufacturer. Actual horsepower and torque in use may differ and are dependent on environmental conditions as well as maintenance condition of the engine.





VILLAGER 4 (2WD)	VILLAGER 6 (2WD)	VILLAGER 8 (2WD)
<ul style="list-style-type: none"><li>• Our AlumiCore™ chassis is built using aircraft-grade aluminum designed to automotive specifications</li><li>• Industry's best 2-year limited warranty</li><li>• Medium-duty vehicle carries up to 4 passengers</li><li>• SportDrive™ technology makes vehicle handle like an automobile.</li><li>• Specially-designed ergonomic seats guarantees the most comfortable ride anywhere.</li><li>• 360° bumper system</li><li>• Impact and UV resistant body panels</li><li>• Dual dash compartments and quad cupholders</li></ul>	<ul style="list-style-type: none"><li>• Rustproof, aircraft-grade aluminum chassis</li><li>• Industry's best 2-year limited warranty</li><li>• Medium-duty vehicle carries up to 6 passengers</li><li>• Independent front suspension with self-adjusting rack and pinion steering</li><li>• Taillights, brake lights, halogen headlights and horn</li><li>• Armorflex® front body for fade-resistant color</li><li>• Dual dash compartments</li><li>• Optional SmartKey™ for dual maximum speeds (IQ Plus)</li><li>• Optional fold-down rear seat</li></ul>	<ul style="list-style-type: none"><li>• Rustproof, aircraft-grade aluminum chassis</li><li>• Industry's best 2-year limited warranty</li><li>• Medium-duty vehicle carries up to 8 passengers</li><li>• Independent front suspension with self-adjusting rack and pinion steering</li><li>• Taillights, brake lights, halogen headlights and horn</li><li>• Armorflex® front body for fade-resistant color</li><li>• Dual dash compartments</li><li>• Optional SmartKey™ for dual maximum speeds (IQ Plus)</li><li>• Optional fold-down rear seat</li></ul>

ELECTRIC		GASOLINE		ELECTRIC		GASOLINE		ELECTRIC		GASOLINE	
-		Kawasaki 4-cycle, OHV, 351 cc, single-cylinder, air-cooled, pressure-lubricated, spin-on oil filter		-		Kawasaki 4-cycle, OHV, 351 cc, single-cylinder, air-cooled, pressure-lubricated, spin-on oil filter		-		Kawasaki 4-cycle, OHV, 351 cc, single-cylinder, air-cooled, pressure-lubricated, spin-on oil filter	
48-volt IQ Plus® sepe		-		48-volt IQ Plus® sepe		-		48-volt IQ Plus® sepe		-	
2.5 kW @ 3,050 RPM (continuous), 8.2 kW @ 1,800 RPM (intermittent)		7.8 kW rated @ 3600 RPM per SAE J1349		2.8 kW @ 3,400 RPM 15.7 kW @ 2,000 RPM (peak)		7.8 kW rated @ 3600 RPM per SAE J1349		2.8 kW @ 4,097 RPM 15.7 kW @ 1,663 RPM (peak)		7.8 kW rated @ 3600 RPM per SAE J1349	
-		Automatic ground speed sensing				Automatic ground speed sensing		-		Automatic ground speed sensing	
-		2875 +/- 30				3,050 +/- 30		-		3050 +/- 30	
12.3:1 direct-drive axle, double-reduction helical gear		Unitized transaxle, helical gears: 11.8:1 forward, 17.1:1 reverse		12.3:1 direct-drive axle, double-reduction helical gear		Unitized transaxle, helical gears: 11.8:1 forward, 17.1:1 reverse		12.3:1 direct-drive axle, double-reduction helical gear		Unitized transaxle, helical gears: 11.8:1 forward, 17.1:1 reverse	
Eight 6-volt Standard: 115 min. @ 75 amps Heavy Duty: 145 minutes @ 75 amps		12-volt, 500 cca, 85 min reserve		Eight 6-volt Standard: 115 min @ 75 amps Heavy Duty: 145 min @ 75 amps		12-volt, 500 cca, 105 min reserve		Eight 6-volt Standard: 115 min @ 75 amps Heavy Duty: 145 min @ 75 amps		12-volt, 500 cca, 105 min reserve	
-		Electronic with electronic limiter		-		Electronic with electronic limiter		-		Electronic with electronic limiter	
Onboard, automatic, computer-controlled 48-volt DC, 17 amp, UL and CUL listed		-		Onboard, automatic, computer-controlled 48-volt DC, 17 amp, UL and CUL listed		-		Onboard, automatic, computer-controlled 48-volt DC, 17 amp, UL and CUL listed		-	
250 amp solid state		-		500 amp solid state		-		500 amp solid state		-	
SportDrive™ with self-adjusting rack and pinion				Self-adjusting rack and pinion				Self-adjusting rack and pinion			
Independent leaf spring with dual hydraulic shocks				Independent leaf spring with dual hydraulic shocks				Independent leaf spring with dual hydraulic shocks			
Independent leaf spring with dual hydraulic shocks				Independent leaf spring with dual hydraulic shocks				Independent leaf spring with dual hydraulic shocks			
Rear-wheel, mechanical drum				4-wheel mechanical drum				4-wheel mechanical drum			
Foot-operated, multi-lock				Foot-operated, multi-lock				Foot-operated, multi-lock			
-		-		No		Yes		No		Yes	
Alumicore; Aluminum box beam with composite cross member				Aluminum I-beam				Aluminum I-beam			
Formion®				ArmorFlex®				ArmorFlex®			
Molded-in color				Automotive finish				Automotive finish			
Optional				Standard				Standard			
18 x 8.50-8, 4-ply rated, premium tread				18 x 8.50-8, 6-ply rated, premium tread				18 x 6.50-8, 6-ply rated, premium tread			
18 x 8.50-8, 4-ply rated, premium tread				18 x 8.50-8, 6-ply rated, premium tread				18 x 6.50-8, 6-ply rated, premium tread			
Battery capacity indicator, Battery warning light		Electronic fuel gauge/hour meter, low-oil warning light		Battery capacity indicator, Battery warning light		Electronic fuel gauge/hour meter, low-oil warning light		Battery capacity indicator, Battery warning light		Electronic fuel gauge/hour meter, low-oil warning light	
-				-				-			
-				-				-			
-				-				-			
-				-				-			
362.9 kg				681.0 kg				681.0 kg			
4				6				8			
2642 mm				3150 mm				3988 mm			
1201 mm				1201 mm				1201 mm			
1740 mm				1219 mm				1219 mm			
1664 mm				2502 mm				3340 mm			
114 mm				114 mm				114 mm			
-		25 L		-		26 L		-		26 L	
876 mm/978 mm				876 mm/978 mm				876 mm/978 mm			
333.0 kg		290.0 kg		267.9 kg		338.2 kg		319.6 kg		393.2 kg	
5.3 m				7.5 m dia				9.9 m dia			
2.6 m				3.7 m				4.8 m			
1.8 m				2.3 m				2.8 m			
12.9-30.6 km/h		19.3-24.1 km/h		8-27.3 km/h		22.5-25.7 km/h		8-27.3 km/h		22.5-25.7 km/h	
2-year, limited; 4-year batteries; 4-year limited battery warranty				2-year, limited; 4-year batteries; 4-year limited battery warranty				2-year, limited; 4-year batteries; 4-year limited battery warranty			

# OPTIONS & ACCESSORIES FOR YOUR NEXT 1000 JOBS.

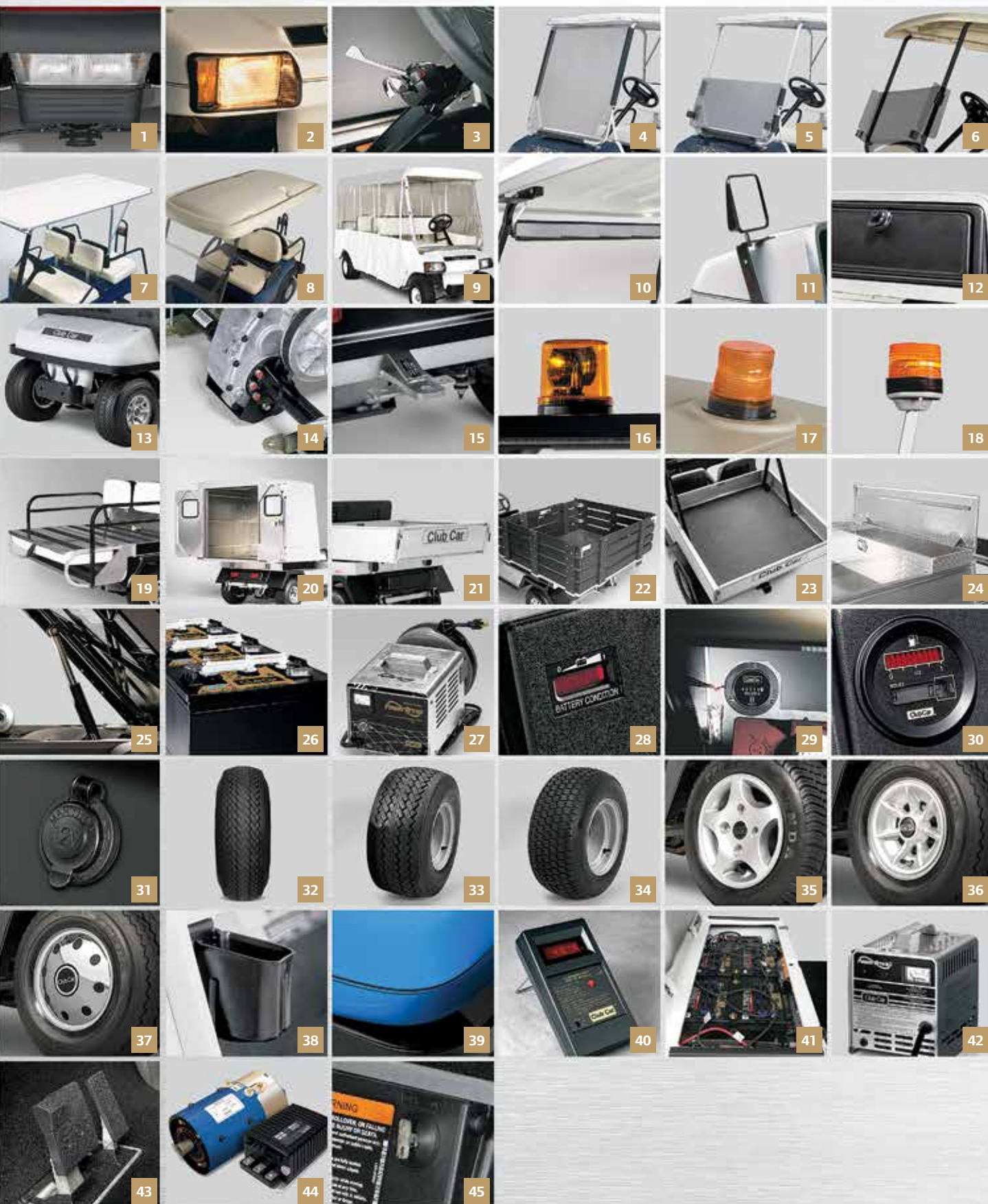
When we say 1000 jobs, only one Club Car, we mean it. Every Club Car model is tough enough to haul whatever you throw at it or in it. And with hundreds of accessories to choose from, your next thousand jobs will be a cinch.

ACCESSORY	TRANSPORTER 4		TRANSPORTER 6		VILLAGER 4		VILLAGER 6		VILLAGER 8	
	ELECTRIC	GASOLINE	ELECTRIC	GASOLINE	ELECTRIC	GASOLINE	ELECTRIC	GASOLINE	ELECTRIC	GASOLINE
1 Center-mounted Headlight					O	O				
2 Lights (Headlights, Taillights, Brakes, & Horn)	S	S	S	S	O	O	S	S	S	S
3 Deluxe Lights	O	O	O	O	O	O	O	O	O	O
4 Solid Windshield	O	O	O	O	-	-	O	O	O	O
5 Fold-down Windshield	O	O	O	O	-	-	O	O	O	O
6 Fold-down Windshield (Villager 4)	-	-	-	-	O	O	-	-	-	-
7 Canopy Top	O	O	O	O	-	-	O	O	O	O
8 Monsoon XL Canopy	-	-	-	-	S	S	-	-	-	-
9 3-sided Enclosure	O	O	O	O	O	O	O	O	O	O
10 Rearview 5-panel Mirror	O	O	O	O	O	O	O	O	O	O
11 West Coast Mirror	O	O	O	O	-	-	O	O	O	O
12 Glove Box	O	O	O	O	-	-	O	O	O	O
13 Heavy-duty Bumper	O	O	O	O	-	-	O	O	O	O
14 Differential Guard	O	O	O	O	O	O	O	O	O	O
15 Trailer hitch	O	O	-	-	-	-	-	-	-	-
16 Canopy-mounted Safety Strobe*	O	O	O	O	-	-	O	O	O	O
17 Canopy-mounted Safety Strobe*	-	-	-	-	O	O	-	-	-	-
18 Post-mounted Safety Strobe*	O	O	O	O	-	-	-	-	-	-
19 Fold-down Seat	-	-	O	O	O	O	O	O	O	O
20 Van Box	O	O	-	-	-	-	-	-	-	-
21 Cargo Box	O	O	-	-	-	-	O	O	O	O
22 Stake-side Kit	S	S	-	-	-	-	-	-	-	-
23 Bed Mat	O	O	-	-	-	-	-	-	-	-
24 Tool Boxes	O	O	-	-	-	-	-	-	-	-
25 Hydraulic/Electric Bed Lift	O	O	-	-	-	-	-	-	-	-
26 Heavy-duty Batteries	O	O	O	O	O	O	O	O	O	O
27 Onboard Charger With Reel	O	-	O	-	O	-	O	-	O	-
28 Battery Capacity Indicator	S	-	S	-	S	-	S	-	S	-
29 Hour Meter	O	-	O	-	O	-	O	-	O	-
30 Fuel Gauge/Hour Meter	-	S	-	S	-	S	-	S	-	S
31 12-volt Power Port	O	O	O	O	O	O	O	O	O	O
32 6.5" Premium Tires (Front)	S	S	S	S	-	-	S	S	S	S
33 Premium Tires (Front/Rear)	O	O	O	O	S	S	O	O	O	O
34 Extra Traction Rear Tires	O	O	O	O	O	O	O	O	O	O
35 10-inch Aluminum Alloy Wheels	-	-	-	-	O	O	-	-	-	-
36 7-spoke Wheel Covers	O	O	O	O	S	S	S	S	S	S
37 Chrome Sport Wheel Covers	O	O	O	O	S	S	S	S	S	S
38 Radio/Beverage Holder	O	O	O	O	-	-	-	-	-	-
39 Accent Stripes	O	O	O	O	O	O	O	O	O	O
40 Communication Display Module	O	O	O	O	O	O	O	O	O	O
41 Single Point Watering System	O	O	O	O	O	O	O	O	O	O
42 International Charger	O	-	O	-	O	-	O	-	O	-
43 Gasoline Powertrain Speed Upgrade	-	-	-	-	-	O	-	-	-	-
44 Electric Powertrain Speed Upgrade	-	-	-	-	O	-	-	-	-	-
45 SmartKey Speed Control	O	-	O	-	O	-	O	-	O	-
46 Standard Colors	S	S	S	S	S	S	S	S	S	S
46 Premium Colors	O	O	O	O	O	O	O	O	O	O

(S) Standard Equipment (O) Option Equipment (-) Not Available

\*Not available in the EU. Check with your local Club Car representative for options.





Beige White Grey Dark Grey 46 Green Pacific Blue Classic Blue Burgundy Red Black 47

Not all accessories available in all markets. Check with your local Club Car representative for details and availability.

©2012 Club Car LLC. Club Car believes the information and specifications in this piece of literature were correct at the time of printing. Specifications, standard features, options, fabrics and colors are subject to change without notice. Some features may be unavailable when your vehicle is built. Some vehicles are pictured with options that may be available at extra cost or may not be available on some models. Ask your dealer about the availability of options and verify that the vehicle you ordered includes the equipment you ordered. There are no warranties, expressed or implied, contained herein. See the Limited Warranty in the owner's manual or write to: Club Car, PO Box 204658, Augusta, GA 30917. The company reserves the right to make design changes without obligation to make these changes on previously sold units or systems.



**Ingersoll Rand®**

Ingersoll Rand (NYSE:IR) is a \$14 billion global business driven by a purpose to advance the quality of life by creating and sustaining safe, comfortable and efficient environments in commercial, residential and industrial markets. Our people and our market-leading brands, including Club Car®, Ingersoll Rand®, Thermo King® and Trane®, are committed to helping meet growing, critical needs for clean and comfortable air, secure homes and buildings, safe and fresh food, energy efficiency and sustainable business practices around the world.



[clubcar.com](http://clubcar.com)

[ingersollrand.com](http://ingersollrand.com)

Club Car  
Ingersoll Rand  
Alma Court Building  
Lenneke Marelaan,6  
BE-1932 Sint-Stevens-Woluwe  
Belgium

+32 2 746 1200  
[info.eu@clubcar.com](mailto:info.eu@clubcar.com)



Visit our website!



Its good to be green!