

Club Car

CARRYALL 5000



**UNMATCHED  
VERSATILITY**



**EXCEPTIONAL  
RELIABILITY**

- 1200 lb. (544.3 kg) total vehicle capacity
- Rustproof, aircraft-grade aluminum frame is stronger than competitors' steel frames and resists corrosion.
- 14-hp rated overhead cam engine with EFI (Electronic Fuel Injection) and side-entry fuel tank improves fuel efficiency by as much as 50%.
- Cockpit style interiors, ergonomic dash and improved hip restraints provide one-of-a-kind comfort.
- Integrated track attachment system, optional tool holders, bed dividers and cargo tie downs increase versatility and save bed space.
- The industry's only standard on-board high-efficiency charger with cord retractor
- The industry's longest and strongest warranty





1,000 JOBS. ONLY ONE  
**CARRYALL**


<b>CARRYALL 500</b>	<b>ELECTRIC</b>	<b>GASOLINE</b>
<b>Motor/Engine**</b>	48-volt DC	Subaru, 4-cycle, OHC
<b>Controller</b>	500 Amp - Solid State	-
<b>Displacement</b>	-	404 cc
<b>Cylinders</b>	-	Single
<b>Valving</b>	-	Overhead Cam
<b>Cooling</b>	-	Air Cooled
<b>Horsepower (Rated)</b>	3.7 hp (2.7kW) rated; Peak 20 hp (14.9 kW)	14.0 hp (10.3 kW) rated @ 3600 RPM per SAE J1940
<b>Max Torque</b>	71 ft-lb (96.2 N-m) rated @ 1450 RPM	19.91 ft lb (27.0 N-m) rated @ 2400 RPM
<b>Lubrication</b>	-	Splash lubrication
<b>Governor</b>	-	Ground Speed
<b>Transmission</b>	Direct drive, double reduction helical gear	Continuously Variable Transmission (CVT)
<b>Gear Selection</b>	Forward/Neutral/Reverse	
<b>Gear Ratio</b>	12.32:1	11.47:1 forward;15.63:1 reverse
<b>Ignition</b>	-	Capacitive Discharge
<b>Battery</b>	Eight 6-volt Flooded Lead Acid	12-volt 500 CCA 105 min Reserve
<b>Charger</b>	DeltaQ QuiQ (1 kW High Frequency)	-
<b>Headlights</b>	Two 37.5 Watt Halogen	
<b>Fuel Delivery System</b>	-	Electronic Fuel Injection (EFI)
<b>Capacity</b>	-	5.5 gal (20.8 L)
<b>Steering Mechanism</b>	Self-adjusting Rack and Pinion	
<b>Suspension (Front)</b>	Independent leaf spring with dual hydraulic shocks	
<b>Suspension (Rear)</b>	Semi-independent leaf spring with dual hydraulic shocks	
<b>Brakes</b>	4-wheel Mechanical Drum	
<b>Park Brake</b>	Foot Operated, Multi-lock	
<b>Body (Front &amp; Finish)</b>	ArmorFlex with automotive paint/clearcoat	
<b>Body (Frame &amp; Rear)</b>	Aluminum	
<b>Tires (Front)</b>	20 x 10-10, 6-ply, Premium Tread	
<b>Tires (Rear)</b>	20 x 10-10, 6-ply, Premium Tread	
<b>Wheelbase</b>	78.1 in (198.3 cm)	
<b>Overall Height</b>	47.1 in (119.6 cm)	
<b>Overall Length</b>	118 in (299.7cm)	
<b>Bed L x W x H (Cargo Box)</b>	44.2 x 47.5 x 10.5 in (112.2 x 120.6 x 26.6 cm)	
<b>Ground Clearance (Differential)</b>	5.6 in (14.2 cm)	5.2 in (13.2 cm)
<b>Track Width (Front)</b>	36.6 in (92.9 cm)	
<b>Track Width (Rear)</b>	39.5 in (100.3 cm)	
<b>Max Width (w/o Mirrors)</b>	50.3 in (127.7cm)	
<b>Outside Clearance Circle (Dia.)</b>	248.5 in (631.1 cm)	
<b>Curb Weight (with Batteries)</b>	1393 lb (631.8 kg)	907 lb (411.4 kg)
<b>Total Vehicle Capacity</b>	1200 lb (544.3 kg)	
<b>Bed Load Capacity</b>	800 lb (362.8 kg)	
<b>Towing Capacity</b>	1200 lb (544.3 kg)	
<b>Combined Gross Vehicle Capacity</b>	1500 lb (680.3 kg)	
<b>Speed</b>	5-17 mph (8-27 km/h)	15-17 mph (24-27 km/h)
<b>Warranty</b>	4 yr limited battery warranty 3 yr limited powertrain/frame 2 yr limited remaining vehicle	3 yr/3000 hr limited powertrain/frame 2 yr limited remaining vehicle



Wheel Covers



Canopy Top




Brush Guard



Flatbed



Cargo Box



Stakeside Kit



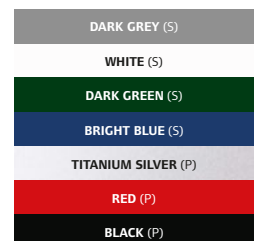
Rear Receiver Hitch



Enclosed Cab



Range Cab



Body Colors

\*\* Engine horsepower and torque specifications are provided by the engine manufacturer. Actual horsepower and torque in use may differ and are dependent on environmental conditions as well as maintenance condition of the engine.

(S) Standard Color; (P) Premium Color



©2016 Club Car LLC. Club Car believes the information and specifications in this piece of literature were correct at the time of printing. Specifications, standard features, options, fabrics and colors are subject to change without notice. Some features may be unavailable when your vehicle is built. Some vehicles are pictured with options that may be available at extra cost or may not be available on some models. Ask your dealer about the availability of options and verify that the vehicle you ordered includes the equipment you ordered. There are no warranties, expressed or implied, contained herein. See the Limited Warranty in the owner's manual or write to: Club Car, PO Box 204658, Augusta, GA 30917. The company reserves the right to make design changes without obligation to make these changes on previously sold units or systems.

Rev 07/2016

