

XRT

**PARTS AND
ACCESSORIES**





Personalize...

Accessorize...

Utilize...

Your Club Car Vehicle

Dear Friend,

Thank you for choosing Club Car for your vehicle needs.

Club Car started out almost 50 years ago with a mission to build a better golf car. And just over 20 years ago, we produced our first utility vehicle. Since then we have grown by producing innovative designs and expanding our range of models to solve your vehicle needs. Today we stand as the market leader with the highest quality and performance ratings in our industry, and we have you to thank.

Customers like you have taken the time to tell us of your needs and wants. We have listened, and we were taking notes. We then sought out or engineered from the ground up a solution to your needs. This catalog is a result of that commitment to you, our customer.

Sincerely,

Club Car, Inc.

Over the years, Club Car has produced an ever-increasing range of vehicles along with improvements, design changes and even name changes. As a result, many parts and accessories are specific to a certain age range or design of a vehicle. The information below will help assist you in determining the type of vehicle you have for part compatibility.

Age of the Vehicle

All Club Car vehicles have a serial number plaque or label just under the dashboard. You will see a one- or two-letter prefix followed by a series of numbers. The first two numbers designate the model year of your vehicle.

Vehicle Identification

Most of our vehicles have the vehicle name and model listed on the vehicle, but if you have an older unit without identification, this guide should help you determine the model. If you have any questions, contact your local authorized Club Car dealer.



XRT 1500, Carryall 294
Note: ROPS cage and floor-mounted parking brake.



XRT/Pioneer 1200 SE, Carryall 472
Note: 4-passenger configuration and hand brake.



XRT/Pioneer 1200, Carryall 272
Note: Locking differential lever and hand brake.



XRT/Pioneer 900, Carryall 252
Note: Bench seat and different cowl.



XRT 810/800
Note: Composite bed and one-piece seat back.





XRT/Pioneer 550, LYNX
Note: Non-metallic rear body and fixed bed.



ICS (Integrated Comfort System)
Note: Rounded canopy, angled windshield frame and one-piece seat back.

Run With Cover, Not For It.



1. Bug Screen

High-quality nylon screen allows ventilation but not flying insects. Available for XRT 550, 800, 810, 900, 1200, 1200 SE - **AM10698**. LYNX with ICS canopy - **AM10697**.

2. Hinged Windshield

Made from tinted, high-impact modified acrylic. Fits LYNX, 550, 800, 810, 1200 and 1200 SE. **101728602**

3. Hinged Winged Windshield

Tinted 1/4-inch-thick acrylic with wings. Requires drilling of windshield frame. **AM10342** - 550, 800, 810, 900, 1200, 1200 SE; **AM10343** - LYNX with ICS supports.

4. Solid Windshield

Made from tinted, high-impact modified acrylic. Fits LYNX, 550, 800, 810, 900, 1200 and 1200 SE. **1014435**

5. Solid Winged Windshield

Tinted, 1/4-inch-thick acrylic windshield with wings. Requires drilling of windshield frame. Fits LYNX, 550, 800, 810, 900, 1200 and 1200 SE. **AM10340**

6. 1500 Solid Windshield

Made from tinted, high-impact modified acrylic. **102481601**

7. 1500 Fold-Down Windshield

Made from tinted, high-impact modified acrylic. **102480701**

8. Universal 4-Passenger 80-Inch Canopy

Ideal extended canopy for 4-passenger LYNX or 550 applications. **AM10265** - Beige; **AM10624** - White. Note: May require use of black-out canopy hardware; see Exterior Trim section.




8.



11.



13.



9.



14.



10.



12.

9. LYNX/550/800/810/900/1200/1200 SE Canopy Kit

Protects from sun, rain and other elements. Includes canopy, hardware and black powder-coated struts. (R) designates raw aluminum finish.

- AM10827** (R) - Black canopy kit for LYNX and 550
- 1014898** (R) - White 4-pass canopy kit for LYNX and 550
- 1014434** (R) - Beige 4-pass canopy kit for LYNX
- 102824001** - Black canopy kit for 800/810
- 1014506** - White canopy kit for 900
- 102198501** - Black canopy kit for 900
- 102076201** - Black canopy kit for 1200
- 102352101** - White canopy kit for 1200 SE
- 102352102** - Black canopy kit for 1200 SE

10. Coleman® CartCat™ Heater

Portable catalytic heater generates 3,000 BTU of heat and runs up to 8 hours on a 16-ounce propane cylinder. Includes carry bag and stand so you can also use it in your tent, hunting blind or anywhere portable heat is needed. **AM10691**

11. Standard 4-Passenger Canopy

Extended-length canopy for use on golf car, LYNX and 550. Made from polypropylene plastic. **1014898** - White; **1014434** - Beige

12. ICS 4-Passenger Canopy Rear Support

Designed for 2000 to present ICS cars that are being converted to a 4-passenger configuration. For use with original ICS canopy. **AM50435**

13. 1500 FOPS* Canopy


High-strength steel FOPS. Available in black (**102671501**) or white (**102482001**).

14. 1500 Vinyl Top

Constructed of soft marine-grade black vinyl. Easily attached in minutes. **102480901**

*Falling Objects Protective Structure

Tops, Cabs & Enclosures



Snowplow optional; see page 14.



15. 1500 Modular Cab Deluxe Windshield

Glass. **102687401**

16. 1500 Certified ROPS* Modular Cab

Includes FOPS, sliding side windows, vented windshield with wiper and sound insulation. Automotive-style key-lock latches. **102626101**

17. 1500 Comfort Cab Heater, Gas

Gasoline-fired, on-board "furnace" produces heat independent of the engine. Allows cab to be pre-heated before starting vehicle. **102763201**

18. 1500 Comfort Cab Heater, Diesel

Automotive-style heater. Features a defroster vent and a cab vent. 3-speed blower. **102736201**

*Roll Over Protective Structure

19. 900/1200 Certified ROPS Cab

Features vented glass windshield, sliding glass windows on door and automotive latching system. ROPS seat-belt kit is required for ROPS certification.

102262901 - Main cab assembly

102263101 - Adapter required for 900


102263301 - Adapter required for 1200

20. ROPS Seat Belt Kit

Required for ROPS certification with cab unit. **102264501**

21. 900/1200 Comfort Cab Heater

Turn engine heat into a warm cabin area with this forced air heater system; features hi/low speed setting. 900 - **102056502** Field-installed; 1200 - **SVP184501** Factory-installed



23.



28.



22. Cab Rearview Mirror
101995101

23. Cab Halogen Work Lights
High-mount halogen lights increase visibility. 101994801

24. Cab Outside Mirrors
102272601

25. Cab Accessory Switch-Panel
Six lighted rocker switches allow easy activation of accessories such as strobe light, fan, etc. 101994601

26. Cab Strobe Options
Safety strobe light, cab-mounted - 101994301;
Ecco strobe - SVP133801 (shown)

27. Security Light Bar
Build a better security vehicle with the combination strobe and alley light bar. SVP119001

28. Industrial Van Box
Transport and protect valuable equipment in a locking van box. Can be customized for any application. See dealer for details. 900/1200 - Gray SVP118202; White SVP118208. 1200 SE - Gray SVP118203; White SVP118209.

29. Cab Dome Light
Provides light inside the cab. 101994501

30. Cab Fan/Defogger
Rugged electric fan with 360-degree rotation for summer cooling or to direct warm cab air towards the windshield for defrosting. 101994401

Tops, Cabs & Enclosures

31.



32.



33.



34.



35.



31. 1200 Enclosure

Attaches to front frame with Velcro. Rolls up and out of the way for easy storage. Requires standard canopy and windshield. **102155601**

32. 900 Enclosure

Rolls up and out of the way when not in use. Attaches to front frame with Velcro. Requires standard canopy and windshield. **101821001** - Beige; **101821002** - White; **101821003** - Gray

33. All-Weather Vehicle Cover

Custom-designed to protect your Club Car vehicle from the elements and dirt. Integrated carrying bag with Club Car logo. Available for LYNX and 550 (**AM10087**) or for the 4-passenger LYNX (**AM10088**). Also available for 900, 1200, 1200 SE and 1500. Contact dealer for details.

Ultimate Enclosures

Why call an enclosure Ultimate? No Velcro to break down over time, this patented design wraps around the front canopy supports and attaches with a zipper. Features include heavyweight 12-ounce, marine-grade vinyl, oversized door and rear-access zippers, double-stitched seams and a valance drip edge.

34. 1200 SE Enclosure

Ultimate-style enclosure. Requires standard canopy and windshield. **AM10726** - Gray; **AM10727** - White

35. 1500 Enclosure

Ultimate-style enclosure. Made of black, marine-grade vinyl. Keeps you covered on the sides, top and rear. Requires windshield. **102484201**
Note: Will not work with FOPS Top.

800/810 Enclosure (not shown)

Ultimate-style enclosure. Requires standard canopy and windshield. **102852801** - Gray

Out Of The Ordinary Is Not Out Of The Question.



1.



4.



2.



5.



7.



3.

6.

LIGHTING PACKAGES

Deluxe Lighting Package

Includes Headlights, Taillights, Brakelights, Directional Signals, Horn, Switches and Wiring Harness

Standard Lighting Package

Includes Headlights, Taillights, Brakelights, Horn, Switches and Wiring Harness

Basic Lighting Package

Includes Headlights, Taillights, Switches and Wiring Harness

1. 5-Inch Side-View Mirror

Convex design for wide field of view. Automotive-grade components with adjustment and lock screws. **AM10829** - Stainless steel finish; **AM10830** - Black finish
Note: Not for use on 1500.

2. Rear-Facing Flood Light

Rotates almost 360 degrees and pivots up and down. High-impact plastic housing and lens. Mounting/wiring kit included. **AM10685**

3. Post-Mounted Strobe Light SVP171001

4. LYNX/550/900 West Coast Mirror

For use with heavy-duty bumper only. This automotive-grade side-view mirror features a stainless steel finish and easy installation. **1013846**

5. 900/1200/1200 SE Light Bar

Made from durable powder-coated steel. Helps increase nighttime visibility. Not for use with canopy or cab. **102054501**

6. Lighting Packages

Deluxe: **102174401** - Factory-installed - 900; **102484801** - Dealer-installed - 1500. See dealer for details on 1200/1200 SE.

Standard: **101705503** - Dealer-installed - 550 gas; **101814001** - Dealer-installed - electric LYNX; **102174301** - Factory-installed - 900; **101705603** - Dealer-installed - 900; **102483201** - Dealer-installed - 1500.

LYNX/550 Basic Kit: **AM10101** - Standard headlight; **AM10102** - Small headlight; **AM10099** - Replacement harness. Electric cars will need voltage limiter.

Other Lighting Options

Taillights (not shown)

102184701 - Factory-installed - 1200/1200 SE; **102185201** - Dealer-installed - 1200/1200 SE/1500; **102852501** - Dealer-installed - 800/810. Note: 900 will need standard wiring harness; see dealer for details.

Turn Signal Conversion (not shown)


Upgrade your Standard lighting package to a Deluxe for use with LYNX, 550, 900. **101707402**

7. Medium-Duty Fold-Out Rear Seat*

Offers convenience and utility. Rustproof aluminum construction will handle most payloads at a lower cost than our standard heavy-duty kit. Available in white (**AM10706**) or beige (**AM10707**) vinyl.

*If converting an electric lifted golf car (LYNX) to 4-passenger, use Anti-Sway Bar Kit - **AM11261**.

Exterior Trim



8. Heavy-Duty Fold-Down Rear Seat

A rugged and versatile offering that provides the ability to carry two extra passengers or convert to a flat bed for cargo. **SVP174701** - 900; **SVP179301** - 1200; **SVP201301** - 1200 SE

9. Standard Club Car Rear Seat*

Factory-installed. Features include 4 thin seat backs for increased passenger room, heavy-duty rear spring upgrade and jounce bumpers. **101710001** - Beige; **101710002** - White

10. #1 Light-Duty Rear Seat*

Omits rear leaf spring upgrade and jounce bumpers found in the regular duty rear seat. Four thin seat backs for increased front passenger room. Available in white (**AM10008**) or beige (**AM10007**) vinyl.

11. #2 Light-Duty Rear Seat*

Omits rear leaf spring upgrade and jounce bumpers found in the regular duty rear seat. Two thin seat backs allow for re-use of existing front seat backs for additional savings. Available in white (**AM10010**) or beige (**AM10009**) vinyl. (For bagwell blockoff panel, order part # **1011348**.)

12. #3 Light-Duty Rear Seat*

Black powder-coated seat back supports match finish on ICS canopy supports. Four thin seat backs for increased front passenger room. Available in white (**AM10628**) or beige (**AM10627**) vinyl. (For a LYNX 4-passenger black seat back support, order part # **AM10626**.)

13. 1200 SE Bed

1200 SE rustproof aluminum bed features positive latch handle system. **1015537** - Factory-installed; **1015606** - Dealer-installed

14. 1200 SE Long Bed

Rustproof aluminum provides maximum space for moving cargo in a rough terrain environment. **SVP198601** - Cargo box; **SVP198501** - Flat bed

15. XRT Bed

Black powder-coated finish to reduce reflections, industry-exclusive "slam latch design," rustproof aluminum floor and removable tailgate. **102229801** - Factory-installed black XRT bed. **102230601** - Dealer-installed XRT black bed.

*If converting an electric lifted golf car (LYNX) to 4-passenger, use Anti-Sway Bar Kit - **AM11261**.

17. 18.



19.



20.



21.



22.



16. Bed Mat

Pebble-finish rubber bed mat minimizes movement of items in bed and protects bed floor. **101770202** - 900, 1200, 1500; **101770203** - 1200 SE

17. Locking Front Toolbox

Ideal for storage of tools or for the hunter/sporting clays enthusiast to store shells, clay pigeons or other valuables. Constructed of welded rustproof aluminum. Hardware mounting for use on brush guard rack included. Available in two finishes: uncoated aluminum (**AM10623**) and black powder-coat (**AM10624**).

18. LYNX/550/900 Brush Guard/Rack

Incorporates benefits of a front brush guard with the additional 150-lb carrying capacity of a cargo rack. Made of powder-coated tubular aluminum. **AM10082** - Black powder-coated; **AM10083** - Chrome powder-coated

19. Locking Bed Mount Toolbox

Welded aluminum diamond plate with locking latch. Flat bed toolbox - **101837401** can be used with light bar; fits 900, 1200, 1500. Cargo bed toolbox (shown) - **101837502** fits 900, 1200, 1500 without light bar. **101837501** fits 1200 SE.

20. Stake-Side Kit

Ideal for hauling hay, yard debris or trash. Slats made with durable plastic polymer. **1015662** - 900, 1200, 1500; **1015660** - 1200 SE

21. Aluminum Cargo Box

Features rattle-free tailgate lock. 27.5 x 40 x 9 in; payload capacity of 150 lb. Pre-2000 canopy requires rear brace (**1014503**). Available in two finishes: brushed aluminum (**AM10621**) and black powder-coat (**AM10622**).

22. LYNX/550/900 Brush Guard Kit

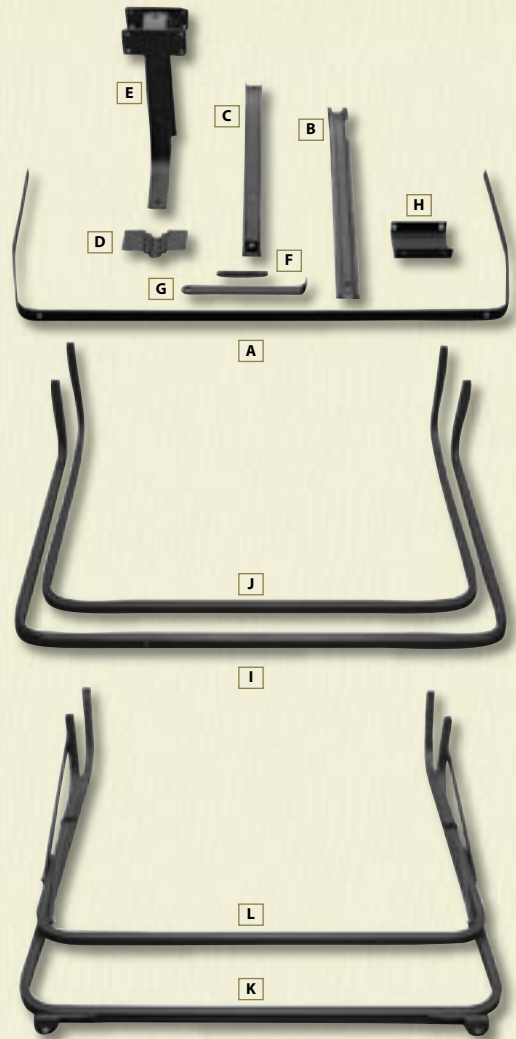
Black powder-coated steel gives rugged protection to front of vehicle. **102004599**

Exterior Trim



- 23. 1200/1200 SE/1500 Brush Guard**
Black powder-coated steel gives rugged protection to front of vehicle. 1200/1200 SE **102013201** (See Dealer for mounting hardware); 1500 **102421101** (See Dealer for mounting hardware).
- 24. 800 Brush Guard**
Solid steel brush guard gives robust protection and replaces original front bumper/weight. **102852401**
- 25. Rear Reflectors**
Two reflectors on the rear of the vehicle make you much more visible to others at night. **SVP129701**
- 26. Safety Triangle**
Alert those behind you of your vehicle with a bright orange safety triangle. **SVP129001**
- 27. LYNX/550/900 Heavy-Duty Bumper**
Adds style and protection to your vehicle. **101734802**
- 28. Nerf Bars**
Enhance the look of your vehicle and protect its sides. Black powder-coated steel with non-slip finish. **AM10385** - LYNX/550; **102099301** - 900/1200/1500 (field); **102341802** - 1200 SE; **102054603** - 1500 (factory install)

29.



- 29. Black-Out Trim**
Replace almost all bright trim components on your LYNX or 550. See dealer for details.
- Body and Seat Trim**
- A** **AM10625** Front body trim
 - B** **AM10729** Pre-2000 seat back support
 - C** **AM10730** Pre-2000 seat back knee brace
 - D** **AM10735** Pre-2000 seat back mount
 - E** **AM10626** 4-passenger seat back assembly
- Front Canopy and Windshield Components**
- F** **AM10731** Pre-2000 canopy trim plate
 - G** **AM10732** Pre-2000 right windshield knee brace
 - AM10733** Pre-2000 left windshield knee brace
 - H** **AM50446** Adapter bracket for ICS w/Universal 80 in Canopy
 - I** **AM50437** Rear Canopy Support for ICS w/Universal 80 in Canopy
 - J** **AM10736** New 4-passenger rear canopy support (No knee brace assembly required)
 - K** **AM10738** Pre-2000 front windshield frame with knee brace assembly
 - L** **AM10739** 4-passenger rear canopy support with knee brace assembly
- Not Shown**
- AM10734** Pre-2000 front windshield frame
 - AM10737** Same as AM10738 but not coated

What Does Your Inner Adventure Look Like?



Vinyl Seat Color Options



1. LYNX/550/900 3-Section Dash Tray

Stores loose items. Made of smoked acrylic plastic with two removable cup holders. For 2-7/8 in drink holders, order **AM10284**. For 4 in oversized drink holders, use **AM50396**.

2. LYNX/550/900 5-Section Dash Tray

Loose items storage, plus two removable cup holders and a locking center compartment. Available in three colors: regal burl accents (**AM10285**), carbon fiber accents (**AM10286**) or black ABS accents (**AM10287**).

3. Passenger-Side Glove Box

Secure valuables and loose items with this locking glove box. **1015492** - LYNX/550/900. **102852701** - 800/810 (not shown).

4. Radio/Beverage Holder

Replacement radio/beverage holder. Can also be added to hold a Coleman® CartCat™ heater. **102068501**

5. Bell® Compass, Clock and Thermometer Dash Unit

LR-41 watch battery included. Digital clock with analog compass and thermometer. **AM10728**

6. LYNX 4-Passenger Rear Vinyl Seat Bottom

Designed to replace 4-passenger, foam-filled contoured rear seat bottom. Available colors: **AM20032** - Beige; **AM20033** - Mink; **AM20034** - Silver; **AM20035** - Blue; **AM20036** - Charcoal; **AM20037** - Teal; **AM20038** - Black; **AM20039** - Burgundy.

7. LYNX/550/900 4-Passenger Vinyl Seat Back

Thinner than the standard back, with side bolsters that mount to rear supports. Fits front or rear seats. Available colors: **AM20016** - Beige; **AM20017** - Mink; **AM20018** - Silver; **AM20019** - Blue; **AM20020** - Charcoal; **AM20021** - Teal; **AM20022** - Black; **AM20023** - Burgundy.

8. LYNX/550/900 Vinyl Seat Bottom

Contains contoured foam; designed to replace front seat bottom. Available colors: **AM10135** - Beige; **AM10136** - Mink; **AM10137** - Silver; **AM10138** - Blue; **AM10139** - Charcoal; **AM10140** - Teal; **AM10141** - Black; **AM10142** - Burgundy.

9. 5-Panel Mirror

An easily adjustable, panoramic rearview mirror. **AM10092** - Fits 2000 to present Club Cars with ICS canopy design.

AM10104 - Includes additional mounting bracket to mount to standard golf car canopy (1982-1999) or LYNX, 550, 800, 810, 900, 1200, 1200 SE. **AM10103** - Replacement bracket for non-ICS top; 2 required. **AM10688** - Panel mirror hardware replacement kit. **SVP23101** - 1500.

10. Deluxe Overhead Stereo Console

Includes dual movable map lights, 12-volt power point, Pioneer® AM/FM stereo CD receiver and speakers. Detachable faceplate with carrying case. LED display with clock, station preset memory and equalizer with presets. DC/DC converter highly recommended on electric vehicles. Fits LYNX, 550, 800, 810, 900, 1200, 1200 SE - **AM50553**. LYNX with ICS Canopy - **AM50551**.

Pull It. Push It. Cut It. Dump It.



1. **LYNX/550/810 T-1500 Winch**
Includes 1,500-lb SuperWinch, frame mounting plate, wiring harness and remote operation switch. Requires 2-in front receiver. On electric vehicle, two voltage limiters wired in parallel required. 800 is compatible with brush guard installed. **AM10812**
2. **900/1200/1200 SE T-1500 Winch**
Superwinch with wiring harness, switch plate, contactor box and remote operation cable system. **102232701** - Rear-mount wiring harness for 900/1200, used to relocate the winch to the rear of the vehicle. **102232702** - Rear-mount harness for 1200 SE. **102200501** - Winch Kit.
3. **1500 2,500-Pound Warn® Winch**
With wiring harness, switch plate, contactor box and remote operation cabling system. **102483801**
4. **LYNX/550/900 54-Inch Plow Blade**
Self-contained cable actuator system, so no winch is required. Heavy-duty steel wear skids and cutting edge with manual angle adjustment. Includes dash-mounted switch plate, blade markers and wiring harness. **AM10959**
5. **1200/1200 SE/1500 Swisher® Front Receiver Mounting Kit**
Use with appropriate winch to actuate the lifting arm. Single-pin release allows quick attachment change-outs. Includes winch mounting plate and fair lead rollers. Requires 2-in front receiver. **AM10888**
6. **Switch Plate Assembly and Harness**
Side-dashboard mount allows driver to easily lower front mount accessories. **AM10890**
7. **1200/1200 SE/1500 Swisher 62-Inch Plow Blade**
Powder-coated, 1/8-inch blade with corrugated breaks and durable extra blade reinforcements. Includes side markers. **AM10889**
8. **62-Inch Plow Blade Combo Kit**
Includes plow, front receiver mounting kit and switch plate. **AM10895**
9. **2-Inch Front Receiver**
Powder-coated steel. **AM10983** - LYNX/550/900; **102483601** - 1500
10. **Swisher Trailcutter® 44-Inch Rough Cut**
10.5 hp Briggs & Stratton® I/C engine. Cuts through brush up to 1.5 inches in diameter. Features single point height adjustment, rear discharge, offset arm and twin-hinged knife blades. **AM10877**
11. **Swisher Trailmower® 44-Inch Finish Cut**
10.5 hp Briggs & Stratton I/C engine with recoil start and key lockout. Features offset arm, twin blade design, side-bump rollers, single point height adjustment and rear discharge. **AM10879**
12. **Swisher Trailmower 60-Inch Finish Cut**
13 hp Briggs & Stratton I/C engine with 12-volt start (battery not included) and key lockout. Features triple blade floating deck, offset arm, side bump rollers and side discharge. 498 lb. **AM10878**
13. **Swisher Universal Dump Cart**
This professional-grade dump cart features 14-gauge, powder-coated steel construction with lift-out gate, quick dump feature and 22-inch off-road tires with high-speed, tapered bearings. 13-cubic-foot, 14-gauge steel construction with lift-out gate, quick dump feature and 22-inch off-road tires. 13-cubic-foot, 700-lb payload capacity. Ball hitch receiver. 245 lb. **AM10883**
14. **Swisher Foldable Game/Utility Cart**
4 x 4 ft cart hauls up to 500 lb. Folded, stored size is 2 x 4 ft. 80 lb. **AM10881**



16.




21.



24.



22.



25.



17.



19.



23.



18.



20.

15. Swisher Log Splitter

Powerful 11.5 hp Briggs & Stratton engine with 34 tons of splitting force, 5 x 24 in ram and two-stage, heavy-duty, 16-gpm pump. 790 lb. **AM10882**

16. Swisher Quadivator*

Designed for small farms, gardens or food plots. This heavy-duty unit features a strong steel frame with electric height adjustment. Strong off-set spring shovels cut through and till soil, while the trailing rake helps break up clumps. The modular approach of the Quadivator attachments allows you to add additional functionality to the base unit. 314 lb. **AM10880**

17. Box Scraper*

Turns your Quadivator into a 48-in mini-grader. 25 lb. **AM10936**

18. Potato Digger*

The potato digger is designed to dig under root vegetables, and the "fingers" bring the crop to the surface for easy harvesting. 10 lb. **AM10937**

19. Hilling Moldboards*

Once you have cultivated your soil with the Quadivator, these hilling moldboards make perfect beds and furrows for planting. 15 lb. **AM10938**

20. Tandem Disk*

Designed to slice through heavy soil or thick vegetation, in preparation for further cultivation with the spring shovels. 225 lb. **AM10940**

21. Lawn Roller*

Promote germination in a new lawn or overseed an existing one. Add up to 120 pounds with water ballast feature. 95 lb. **AM10941**

22. Lawn Aerator*

Attached to the Quadivator, this spike aerator will help revitalize an old lawn by creating new openings for air, water and fertilizer to reach the roots. Add up to 120 pounds with water ballast feature. 95 lb. **AM10942**

23. Commercial-Grade Ag Sprayer

This professional-grade, 50-gallon sprayer features a 1.4 gpm, 12-volt DC pump with Viton™ valves and Santoprene™ diaphragm. Features include a quick-attach wiring harness, unique no-drill mounting system resulting in a quick install/removal, on-board pressure gauge with diverter valve, 12-ft spring-loaded booms and 15-ft hose with spray wand. **AM11227**

24. Pintle Hook and Tube With Lock

For use with a tow ring, this forged metal pintle hook fits directly into the 2-in receiver hitch. **SVP165701**

25. Club Car Trailer Hitch

Mounts to Club Car tow plate; features 1-7/8" ball. Fits LYNX, 550, 800/810. **1011522**

Pintle Hitch and Ball Combo (not shown)

For use with tow ring or a ball coupler, this forged metal pintle hitch incorporates a ball for different towing needs, and it fits directly into the 2-in receiver hitch. **SVP175201**

*Requires Quadivator main unit

They'll Never See It Coming.



1. 1200/1500 Camo Seat Cover

Bucket seat covers made of 1000-denier Cordura nylon. Mossy Oak® Forest Floor® pattern. Elastic binding plus underseat strap and buckle attachments. 1-piece seat back may be special ordered. 1200/1200 SE/1500 front bucket seats - **AM10675**. 3-pc. set also available for 1200 SE - **AM10674**.

2. Staple-On Camo Seat Cover

Made from 1000-denier Cordura nylon and less expensive than slip-on covers make these ideal for a dedicated hunting vehicle.

AM10841 - 2-pc. ICS Mossy Oak Forest Floor

AM10842 - 3-pc. LYNX/550/900 Mossy Oak Forest Floor

AM10843 - 2-pc. ICS REALTREE HARDWOODS HD™

AM10844 - 3-pc. LYNX/550/900 REALTREE HARDWOODS HD

AM10845 - 2-pc. ICS ADVANTAGE® MAX-4®

AM10846 - 3-PC. LYNX/550/900 ADVANTAGE MAX-4

3. LYNX/550/900 Camo Seat Cover

These camouflage seat covers are made of 1000-denier Cordura nylon in a Mossy Oak Forest Floor pattern. Elastic binding plus underseat strap and buckle attachment system holds them firmly in place. **AM10674** - 900 front seat; **AM10665** - LYNX or 550 seats

4. ICS Camo Seat Cover

1000-denier Cordura nylon. Mossy Oak Forest Floor pattern. Elastic binding plus underseat strap and buckle attachment system. For use when converting an ICS golf car to hunting vehicle. **AM10664**

Ultimate Enclosures

Why call an enclosure Ultimate? No Velcro to break down over time, this patented design wraps around the front canopy supports and attaches with a zipper. Features include heavy-duty, water-resistant nylon Cordura, oversized door and rear-access zippers, double-stitched seams and a valance drip edge.

5. 1200 SE Camouflage Enclosure & Cowl Cover

Ultimate-style, 3-sided enclosure with Mossy Oak Forest Floor pattern. Front cowl cover attaches with pop-rivets and snaps. 1000-denier Cordura nylon in Mossy Oak Forest Floor pattern. **AM10725** - Enclosure and cowl cover

6. 1200/1200 SE Cowl Cover


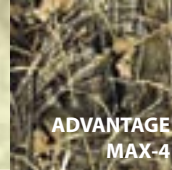
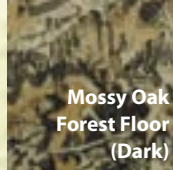
1000-denier Cordura nylon material in Mossy Oak Forest Floor pattern. Installation is achieved by drilling and installing snaps. **AM10679**

7. 1200 Slant Back Enclosure

Removable slant-back rear with zippered access to bed contents and cab. Ultimate-style wraparound attachment to canopy supports. Bug screen front, side and rear windows with clear rollup plastic windows. 1000-denier Cordura nylon in Mossy Oak Forest Floor pattern. **AM10670**

8. LYNX/550 Camo Enclosure

Over-the-top, ultimate-style enclosure with Mossy Oak Forest Floor pattern. Bug screen front for use with or without plastic windshield. Side screening, with roll-up interior side windows. 1000-denier Cordura nylon in Mossy Oak Forest Floor pattern. **AM10671** - For use with ICS canopy; **AM10672** - Standard canopy



Mossy Oak Forest Floor (Dark)

ADVANTAGE MAX-4

REALTREE HARDWOODS HD

11.



12.



14.



13.



15.



16.



17.



9. 900/1200/1500 Camo Bed Cover

Protects items in bed from dirt or rain. Zipper allows easy access to bed. Cover securely attaches to bed with snaps for easy installation or removal. 1000-denier Cordura nylon in Mossy Oak Forest Floor pattern. **AM10677**

10. Camo Rear Body Wrap

Cover up bright metal at rear of vehicle with 1000-denier Cordura nylon in Mossy Oak Forest Floor pattern. Attaches easily with snaps and Velcro. 1500 model includes gas cap access panel. **AM10678** - 1200; **AM11803** - 1500

11. Camo Body Tape

Cover any shiny components to give a full camouflage treatment to canopy struts, cowl trim, rocker panels – even your gun. UV- and solvent-resistant. 4 x 60-in roll. **AM10884** - Mossy Oak Forest Floor

AM10885 - REALTREE HARDWOODS HD

AM10886 - ADVANTAGE MAX-4

12. Camo Sheet

47.5 x 60 in. Designed to permanently cover large areas with camouflage on your vehicle, such as the bed or rear body. UV- and solvent-resistant.

AM10927 - Mossy Oak Forest Floor

AM10928 - REALTREE HARDWOODS HD

AM10929 - ADVANTAGE MAX-4

13. Camo Conversion Bodies

New ArmorFlex™ TPO fade-resistant camouflage bodies for golf car chassis vehicle and XRT 900 front. **Mossy Oak Forest Floor**

AM10784 - Front body. **AM10785** - Front body with headlight openings. **AM10786** - Rear gas body. **AM10787** - Rear electric body. **ADVANTAGE MAX-4 AM11790** - Front body. **AM11791** - Front body with headlight openings. **AM11792** - Rear gas body. **AM11793** - Rear electric body. **REALTREE HARDWOODS HD AM11796** - Front body. **AM11797** - Front body with headlights. **AM11798** - Rear gas body. **AM11799** - Rear electric body.

14. 1500 Custom Solutions™ Full Camo Edition

Comprehensive camouflage package features black seats, wheels, powder-coated side stringers and corner caps. Factory installation only. **SVP236301** - REALTREE HARDWOODS HD; **SVP236401** - Mossy Oak Forest Floor. Note: Must order camo cowl separately.

15. Aluminum Dog Box

Features include carrying handles, drainage holes and 360-degree ventilation. Lockable “slam” latch on door; lock-down hasp secures unit to vehicle. Non-skid rubber feet minimize movement. 20 x 22 x 30 in. **AM10722**

16. Kolpin® Gun Boot & Mounting Bracket

Heavy-duty molded polypropylene with a removable internal liner to protect the rifle or shotgun. Will accommodate right- or left-hand bolt action rifles as well as over and under shotguns, including scopes up to 50 mm in size. **AM10874**

17. LYNX/550/900/1200/1200 SE Rugged Gear® Floor Mount Gun Rack

Holds rifles and shotguns (except side-by-side shotguns). Adjustable angles. Proven protection against stock and blueing wear. Endorsed by the National Sporting Clays Association. **AM10639**

From "Hands On" To "Hands Off."



1.



2.



3.



4.



5.



6.



7.



8.



9.

1. Battery Thermometer

Mercury-filled thermometer for battery testing or temperature-correct specific gravity reading of hydrometer. **1011767**

2. Clutch Alignment Tool (Pre-1997 Engine)

Required for pre-unitized powertrain gas vehicles. Proper alignment can minimize belt wear and optimize vehicle speed. **1014498**

3. Continuity Tester

Requires 2 AA batteries for testing electrical wiring. Includes test lead and light bulb. **1011273**

4. Hydrometer

Used for testing electrolyte-specific gravity in battery cells. Includes hydrometer, vacuum bulb and acid-resistant rubber nipple to minimize damage to plates. **1011478**

5. Safety Seal Tire Repair Kit

Original self-vulcanizing tire repair kit used by US Military, Post Office and major rental companies. Permanently repair a tire in 10 seconds without cement. Kit includes 30 permanent self-vulcanizing safety seal cords, insertion tool, heavy-duty spreader probe, spare needle, special lube, Allen wrench and blades to trim excess cord.

AM10752 - Complete kit; **AM10767** - 60 refill safety seal cords

AM10769 - Insertion lube; **AM10768** - Replacement needle

6. Steering Wheel Puller

Club Car patented design. High-tensile steel with rustproof finish. **102061201**

7. Tachometer

Designed for working on any internal combustion engine. For diesel or 2- and 4-stroke gasoline engines, single or double spark systems in gas mode, or number of cylinders in diesel mode. Min/max RPM data capture. **AM10753** - Tachometer, gas test lead and instructions; **AM10771** - Diesel test lead; **AM10770** - Replacement gas lead

8. Volt Ohm Meter

A must-have tool for diagnostic work and repair of golf and utility vehicles. Wavetek® meter will accept Fluke® accessories. **1011480**

9. Tire Repair and Inflation Kit

Designed for field repairs in under 10 minutes. Kit includes T-handle tool to clean the hole and insert the repair strings. 5 self-vulcanizing repair strings. 3 CO₂ cartridges that are enough to fill any of our tires and the inflation "chuck." All are sealed in a weatherproof bag, inside a black carrying case.

AM10763 - Repair kit; **AM10765** - 6 CO₂ replacement cartridges

TUNE-UP/SERVICE PARTS

VEHICLE	AIR FILTER	OIL FILTER	FUEL FILTER OR SEPARATOR	SPARK PLUG	DRIVE BELT	STARTER/GENERATOR OR ALTERNATOR BELT
XRT 550	1015426	1016467	102003201 (2 required)	101881101 OR AM10724	1016203	101916701
XRT 800	1015426	1016467	102003201 (2 required)	101881101 OR AM10724	1016203	101916701
XRT 810	1015426	1016467	102003201 (2 required)	101881101 OR AM10724	1017188	101916701
XRT 900	1015426	1016467	102003201 (2 required)	101881101 OR AM10724	1017188	101916701
XRT 1200/ 1200 SE	1015426	1016467	102003201 (2 required)	101881101 OR AM10724	1017188	101916701
XRT 1500 GAS	102498601	102827901	102657301 102434701-filter	102662501	102374901	
XRT 1500 DIESEL	102498601	102703301	102703401- separator		102374901	102601101



10. Tune-Up Kits

101611003 - Kawasaki® (290-400 cc) - air filter, oil filter, 2 fuel filters and spark plug; **AM11804** - 1500 Honda® gas - air filter, oil filter, fuel filter and 2 spark plugs; **AM11805** - 1500 Kubota® diesel - air filter, oil filter, fuel filter, water separator

Locks and Cables

Secure your vehicle and valuables with Kryptonite® locks and cables.

11. Covered, Laminated Steel Padlock

1-1/2 in (40 mm) padlock features a case-hardened steel shackle. Double deadbolt locking mechanism and plated, laminated steel body, covered cylinder for increased weather protection. 2-pack locks are keyed alike. **AM20007** - 1 pack; **AM20008** - 2 pack

12. Flexible Cable With 4-Digit Combination Lock

5 ft x 3/8 in diameter (1.52 m x 9.53 mm) vinyl-coated steel cable. Combination can be easily reset. **AM20006**

13. Flexible Cable With Key Lock

5 ft x 1/2 in (1.52 m x 12.70 mm) diameter vinyl-coated steel cable and weather-resistant cylinder. Includes 2 coded keys. **AM20005**

14. Flexible 3/8-Inch (9.53 mm) Cable

Braided steel vinyl-coated cable. Double loop design allows cinching with Kryptonite or other brands of padlocks. Available in 7 and 30 ft lengths. **AM20003** - 30 ft cable; **AM20004** - 7 ft cable

15. Stronghold Security Anchor

5/8 in (15.86 mm) hardened carbon alloy steel shackle. Includes 5/8 in (15.86 mm) cement anchor bolts and cement drill bit. Impact-resistant and weatherproof body. **AM20009**

16. Locking Hitch Pin

Swivels for easy use in tight locations. 5/8 in (15.86 mm) pin diameter. Fits Class 3 2-in receivers. Double chrome plated for corrosion resistance and covered cylinder for increased weather protection. **AM20010**

Four Wheels. Countless Possibilities.



1. 800/810, 1200/1200 SE – 4-Ply, All Terrain Tire

All Trail by Carlisle, our best all-around tire for most applications. 23x10.5-12 for 1200/1200 SE - **102021402** - assembled gray rim; **102021302** - tire unmounted. 20x10-8 for 800/810 - **102819101** - assembled gray rim; **102815901** - tire unmounted.

2. 1200/1200 SE – 4-Ply, Traks Max II Mud Tire

An aggressive tread for mud and loose soil. Excellent "cleaning" performance and traction, 23x12.5-10 mounted. **102243003** - Driver side, gray rim; **102021303** - Unmounted tire; **102243004** - Passenger side, gray rim.

3. 1500 – 4-Ply, Mud Tire

Carlisle AT489 features deep lugs and self-cleaning design for great traction, 23x10-12 mounted. **102021408** - Driver side, gray rim. **102021409** - Passenger side, gray rim. **102021306** - Unmounted tire. **102374801** - Gray rim.

4. 1200/1200 SE – 4-Ply, Turf Tire

Shallow, non-aggressive tread for grass/turf applications, 23x10.5-12. Not for use on paved surfaces. **102021401** - Mounted gray rim.

5. 900 Duro® 6-Ply, Off-Road Tire*

Sold as an assembly; unmounted tires and wheels are special order requests. 22x11-10.

- 102009401** - Passenger rear, white rim
- 102009402** - Passenger rear, gray rim
- 102009501** - Driver rear, white rim
- 102009502** - Driver rear, gray rim
- 102009201** - Passenger front, white rim
- 102009202** - Passenger front, gray rim
- 102009301** - Driver front, white rim
- 102009302** - Driver front, gray rim

6. 1500 – 4-Ply, All-Terrain Tire

Carlisle HDAT is the best all-around tire for most applications. **102021406** - Front 23x8-12, gray rim, mounted. **102021407** - Rear 23x10.5-12, gray rim, mounted. **102021305** - Front tire unmounted. **102021302** - Rear tire unmounted.

7. LYNX/550 Duro® 6-Ply, Off-Road Tire*

Designed for use on lifted golf cars. 22x11-10 (mounted).

- AM10821** - Driver side, black rim
- AM10822** - Passenger side, black rim
- 102009502** - Driver side, gray rim
- 102009402** - Passenger side, gray rim
- AM10823** - Unmounted tire

8. V-Bar Tire Chains

V-Bars give extra traction and longer life than standard tire chains. Heat-treated steel for long life.

- AM10666** - Fits 22- or 23-in tires
- AM10668** - Fits 18-in tires

9. 900 4-Ply, Turf Tire




Pattern by Titan, 23x10.5-12 (mounted).

- 102009901** - Front, white rim
- 102010001** - Rear, white rim
- 102009902** - Front, gray rim
- 102010002** - Rear, gray rim

- Valve Stem - **7310** (not shown)
- Lug Nut - **102736901** (not shown)

* Off-road tires and wheels must be installed with the deeper offset facing out. Off-road tires are directional and must be installed according to the arrow mark on each tire.

Take Your Imagination Out For A Joyride.



Touch-Up Paint Options:	
Beige	White
Red	Gray
Dark Gray	Royal Blue
Black	Dark Green
Classic Blue	Burgundy

1. 900/1200/1500 Bed Lift Systems

1015639 - Factory-installed hydraulic lift kit for 900
1015640 - Hydraulic lift kit for 900
101716101 - Factory-installed electric lift kit for 900/1200
101716102 - Electric lift kit for 900/1200
102481501 - Electric lift kit for 1500

2. 1500 Caliper Rock Guard

Protect your brake calipers and disks when crawling over rocks and other debris. **102486101**

3. Electric Vehicle Sway Bar Kit

Improve the handling and dynamic stability of a lifted electric hunting vehicle. This is the same kit Club Car uses on the 4-passenger LYNX vehicle. **AM11261**

4. Lift Kit

Convert your golf car into a lifted hunting vehicle with the most complete kit on the market. Kit includes heavy-duty rear leaf springs, urethane spring bushings, spring U-bolts, rear shackles, shock extensions, frame S-plates, steering shaft extension, mounting bolts/nuts and complete instructions. Heavy-duty shocks only included in electric lift kit. **AM10757** - Frame locating tool for DS golf car (1986 - present DS golf car); **AM10755** - Electric Club Car lift kit for DS golf car (1986 - present DS golf car); **AM10756** - Gas Club Car lift kit for DS golf car (1997 - present DS golf car).

5. 12-Volt Power Point

Provides power for various electric devices. Mounts onto the glove box. Includes all mounting hardware, wiring harness, instructions and safety decal. **102852601** 800/810; **AM10619** other models.

6. 1500 Sealed CVT Guard

Upgrade from the standard transmission guard to a sealed system to keep out water. **102616002** Factory-installed; **102616003** Kit

7. Touch-Up Paint

Matches available for all Club Car standard paint colors since 1998. 1/2 fl. oz. bottle with applicator brush. 2-year shelf life.

101997201 - Beige **101997206** - Royal Blue
101997202 - White **101997207** - Black
101997203 - Red **101997209** - Dark Green
101997204 - Gray **101997211** - Classic Blue
101997205 - Dark Gray **101997212** - Burgundy

8. Differential Guard

Protect your rear differential from rock damage. **101611402** - electric LYNX, 800, 810; **101932902** - gasoline 550, 800, 810, 900; **102031501** - 1200, 1200 SE; **102709701** - 1500.

9. Hour Meter

Tallies total running time to date. Very helpful for maintenance scheduling. **1013578** - Gas; **1013579** - Electric

10. 1500 Belly Pan

Protect your transmission and transfer case from rock damage. **102487802** Factory-installed; **102487801** Kit

1500 High-Capacity Package (not shown)

Includes anti-sway bar, springs with adjustment tool and decal to increase your vehicle capacity to 1,450 pounds. **102618903**

Tops, Cabs & Enclosures

SEE PAGES 4-8

	LYNX	550	800/810	900	1200	1200 SE	1500 4x4
Bug Screen	X	X	X	X	X	X	
Hinged Windshield	X	X	X	X	X	X	X
Hinged Winged Windshield	X	X	X	X	X	X	
Solid Windshield	X	X	X	X	X	X	X
Solid Winged Windshield	X	X	X	X	X	X	
Fold-Down Windshield			X	X	X	X	X
Modular Cab Deluxe Windshield							X
Universal 4-Passenger 80-Inch Canopy	X	X					
ICS 4-Passenger Canopy Rear Support	X	X					
Canopy Top	X	X	X	X	X	X	
FOPS Top <i>(Falling Objects Protective Structure)</i>							X
Marine-Grade Vinyl Top							X
ROPS Cab <i>(Roll Over Protective Structure)</i>				X	X		
Modular Cab							X
Modular Cab Doors							X
Modular Cab Rear Section							X
Comfort Cab Heater, Diesel/Gas							X
Cab Heater				X	X		
Coleman® CartCat™ Heater	X	X	X	X	X	X	X
Cab Accessory Switch-Panel				X	X	X	X
Cab Outside Mirrors				X	X		X
Cab Rearview Mirror				X	X		X
Cab Halogen Work Lights				X	X		X
Cab Dome Light				X	X		X
Cab Fan/Defogger				X	X		X
Cab Strobe Options				X	X	X	X
Security Light Bar				X	X	X	X
Industrial Van Box				X	X	X	X
Enclosure			X	X	X	X	
Marine-Grade Vinyl Enclosure							X
All-Weather Vehicle Cover	X	X		X	X	X	X



LYNX



550



800/810



900

Exterior Trim

SEE PAGES 9-12

	LYNX	550	800/810	900	1200	1200 SE	1500 4x4
5-Inch Side-View Mirror	X	X	X	X	X	X	
West Coast Mirror <i>(Requires HD Bumper)</i>	X	X		X			
Rear-Facing Flood Light	X	X	X	X	X	X	X
Light Bar				X	X	X	
Post-Mounted Strobe Light				X	X	X	X
Taillights	X	X	X	X	X	X	X
Turn Signals/Horn	X	X		X	X	X	X
Medium-Duty Fold-Out Rear Seat	X	X					
#1 Light-Duty Rear Seat	X	X					
#2 Light-Duty Rear Seat	X	X					
#3 Light-Duty Rear Seat	X	X					
Fold-Down Rear Seat				X	X	X	
Extended Cargo Bed						X	
Bed Mat				X	X	X	X
Stake-Side Kit				X	X	X	X
Cargo Bed	X	X					
Locking Front Toolbox	X	X		X			
Cargo Bed Toolbox				X	X	X	X
Brush Guard/Rack	X	X		X			
Brush Guard			X	X	X	X	X
Black-Out Trim	X	X		X			
Heavy-Duty Bumper	X	X		X			
Nerf Bars	X	X	X	X	X	X	X
Rear Reflectors				X	X	X	X
Safety Triangle				X	X	X	X
Deluxe Light Package	X	X		X	X	X	X
Standard Light Package	X	X		X	X	X	X
Basic Light Package	X	X					



1200



1200 SE



1500 4x4



Interior Trim

SEE PAGE 13

	LYNX	550	800/810	900	1200	1200 SE	1500 4x4
3-Section Dash Tray	X	X		X			
5-Section Dash Tray	X	X		X			
Glove Box	X	X	X	X			
Radio/Beverage Holder	X	X		X			
Bell® Compass, Clock and Thermometer Dash Unit	X	X	X	X	X	X	X
2-Piece Vinyl Seat Back	X	X		X			
4-Passenger Rear Vinyl Seat Bottom	X						
4-Passenger Vinyl Seat Back	X	X		X			
Vinyl Seat Bottom	X	X		X			
5-Panel Mirror	X	X	X	X	X	X	X
Deluxe Overhead Stereo Console	X	X	X	X	X	X	

Vinyl Seat Color Options



Attachments

SEE PAGES 14-15

T-1500 Winch – Golf Car Chassis	X	X	X				
1,500-Pound Super Winch				X	X	X	
2,500-Pound Warn® Winch							X
Front Receiver Mounting Kit by Swisher®					X	X	X
2-Inch Front Receiver	X	X		X			X
54-Inch Plow Blade	X	X		X			
Swisher 62-Inch Plow Blade					X	X	X
Trailcutter® 44-Inch Rough Cut by Swisher				X	X	X	X
Trailmower® 44-Inch Finish Cut by Swisher				X	X	X	X
Trailmower 60-Inch Finish Cut by Swisher				X	X	X	X
Universal Dump Cart by Swisher				X	X	X	X
Foldable Game/Utility Cart by Swisher	X	X	X	X	X	X	X

(Continued on next page)



LYNX



550



800/810



900

Attachments *(Continued)*

LYNX 550 800/810 900 1200 1200 SE 1500 4x4


Log Splitter by Swisher				X	X	X	X
Quadivator® by Swisher							X
Box Scraper							X
Potato Digger							X
Hilling Moldboards							X
Tandem Disk							X
Lawn Roller							X
Lawn Aerator							X
Ag Sprayer					X		X
Pintle Hook and Tube With Lock				X	X	X	X
Pintle Hitch and Ball Combo				X	X	X	X

Camo & Hunting

SEE PAGES 16-17

Camo Seat Cover	X	X		X	X	X	X
2-Piece Camo Seat Cover	X	X					
Camo Enclosure & Cowl Cover						X	
Slant Back Enclosure					X		
Camo Enclosure	X	X					
Front Cowl Cover					X	X	X
Camo Bed Cover				X	X		X
Camo Body Tape (4 x 60 in)	X	X	X	X	X	X	X
Camo Sheet (47.5 x 60 in)	X	X	X	X	X	X	X
Camo Rear Body Wrap					X		X
Camo Conversion Bodies	X	X		X			
Custom Solutions SM Camo Package							X
Aluminum Dog Box – Single	X	X		X	X	X	X
Kolpin® Gun Boot & Mounting Bracket	X	X		X	X	X	X
Rugged Gear® Floor Mount Gun Rack	X	X		X	X	X	


Camo Color Options



Mossy Oak
Forest Floor (Dark)



ADVANTAGE
MAX-4



REALTREE
HARDWOODS HD



1200



1200 SE



1500 4x4



Tools & Locks

SEE PAGES 18-19

	LYNX	550	800/810	900	1200	1200 SE	1500 4x4
Battery Thermometer	X	X	X	X	X	X	X
Clutch Alignment Tool <i>(For pre-1997 gas engines)</i>							
Continuity Tester	X	X	X	X	X	X	X
Hydrometer	X	X	X	X	X	X	X
Safety Seal Tire Repair Kit	X	X	X	X	X	X	X
Steering Wheel Puller	X	X	X	X	X	X	
Tachometer	X	X	X	X	X	X	X
Tire Repair and Inflation Kit	X	X	X	X	X	X	X
Volt Ohm Meter	X	X	X	X	X	X	X
Covered, Laminated Steel Padlock	X	X	X	X	X	X	X
Flexible Cable With 4-Digit Combination Lock	X	X	X	X	X	X	X
Flexible Cable With Key Lock	X	X	X	X	X	X	X
Flexible 3/8-Inch (9.53 mm) Cable <i>(available in 7 or 30 foot lengths)</i>	X	X	X	X	X	X	X
Locking Hitch Pin	X	X	X	X	X	X	X
Stronghold Security Anchor	X	X	X	X	X	X	X
Gas Golf Car Belt		X	X	X	X	X	
AWD Drive Belt							X
Starter Generator Belt		X	X	X	X	X	
AWD Gas Oil Filter							X

Tires & Accessories

SEE PAGE 20

4-Ply, All-Terrain Tire			X		X	X	
4-Ply, Traks Max II Mud Tire					X	X	
4-Ply, Turf Tire					X	X	

(Continued on next page)



LYNX



550



800/810



900

Tires & Accessories *(Continued)*

	LYNX	550	800/810	900	1200	1200 SE	1500 4x4
Duro® 6-Ply, Off-Road Tire	X	X		X			
Titan Turf Tire				X			
AT489 Mud Tire							X
HDAT All-Terrain Tire							X
V-Bar Tire Chains	X	X		X	X	X	X

Miscellaneous

SEE PAGE 21

Lift Kit	X						
Anti-Sway Bar Kit	X						X
3.65 hp Reconditioned Motor	X						
Electric Bed Lift				X	X		X
Caliper Rock Guard							X
Rear Differential Guard	X	X	X	X	X	X	X
Heavy-Duty Package							X
12-Volt Power Point	X	X	X	X	X	X	X
Hour Meter		X	X	X	X	X	X
Touch-Up Paint	X	X	X	X			

Touch-Up Paint Options



1200



1200 SE



1500 4x4



